
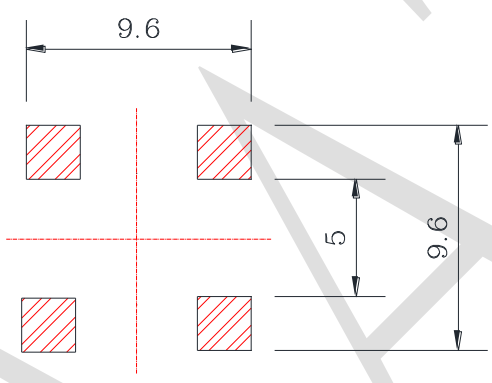
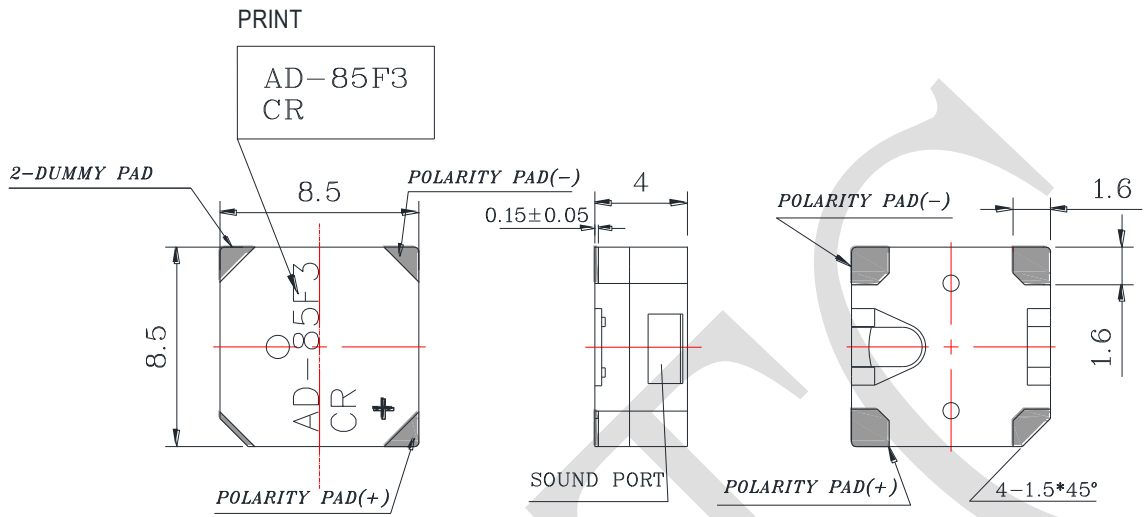


1. SPECIFICATION

AD-85F3CR

| ITEM | | UNITS | SPECIFICATIONS | CONDITIONS |
|------|---|---------------|----------------|--|
| 01 | Rated Voltage | V | 3 |  |
| 02 | Operating Voltage | V | 2 ~ 4 | |
| 03 | Consumption Current | mA Max. | 100 | Standard state, standard drive circuit. Square wave 1/2 duty. |
| 04 | Sound pressure level (Distance at 10cm) | dB(A) Min. | 80 | Rated voltage, rated frequency. |
| 05 | Direct Current Resistance | Ω | 16 ± 3 | |
| 06 | Rated Frequency | Hz | 2500 | |

| | | | |
|---------|---------------|----------|------|
| REV NO. | REVISION NOTE | APPROVAL | DATE |
|---------|---------------|----------|------|



RECOMMENDED P.C.B LAYOUT

RoHS

| | | | | | |
|-------------------------------|--|------------------------|------------|-----------------------------|-----------------|
| TITLE: SOUND TRANSDUCER (SMD) | | DRAWN: Zack | 2019/12/03 | SCALE: 1:1 | SHEET: 1 : 1 |
| PART NO. AD-85F3CR | | DESIGNED: R & D OF AAT | | UNITS: mm | TOLERANCE ± 0.5 |
| DWG NO. SMD-085040H-03025R16 | | CHECKED: | | UNLESS OTHERWISE SPECIFIED: | |
| REV 1 | | APPROVAL: | | ONE PLACE DECIMAL ± *** | |
| | | MATERIAL: LCP | | TWO PLACE DECIMAL ± *** | |
| | | | | THREE PLACE DECIMAL ± *** | |



ADVANCED ACOUSTIC TECHNOLOGY CORPORATION

For more information, please contact AATC.

AATC